

# BLOM MENA BANKING INDEX

16/11/2009

provided by BLOMINVEST BANK s.a.l.

## INDEX

**2,687.99** ▲ **17.25**

**1-Day** 0.65% **1-Week** -0.67% **1-Month** -5.42% **1-Quarter** 6.74% **1-Year** 0.84% **5-Years** 20.02%

Top 30	Name	Country	Weight
1	AL RAJHI BANK	SAUDI ARABIA	11.94%
2	SAMBA FINANCIAL GROUP	SAUDI ARABIA	5.10%
3	QATAR NATIONAL BANK	QATAR	5.05%
4	RIYAD BANK	SAUDI ARABIA	4.38%
5	NATIONAL BANK OF KUWAIT	KUWAIT	4.33%
6	SAUDI BRITISH BANK	SAUDI ARABIA	3.79%
7	ARAB BANK	JORDAN	3.78%
8	KUWAIT FINANCE HOUSE	KUWAIT	3.61%
9	BANQUE SAUDI FRANSI	SAUDI ARABIA	3.26%
10	ARAB NATIONAL BANK	SAUDI ARABIA	3.09%
11	NATIONAL BANK OF ABU DHABI	UAE	3.07%
12	FIRST GULF BANK	UAE	2.84%
13	EMIRATES NBD PJSC	UAE	2.72%
14	ATTIJARIWAFI BANK	MOROCCO	2.54%
15	COMMERCIAL BANK OF KUWAIT	KUWAIT	1.73%
16	QATAR ISLAMIC BANK	QATAR	1.71%
17	BANQUE MAROCAINE DU COMMERCE	MOROCCO	1.66%
18	COMMERCIAL BANK OF QATAR	QATAR	1.49%
19	COMMERCIAL INTERNATIONAL BAN	EGYPT	1.29%
20	SAUDI HOLLANDI BANK	SAUDI ARABIA	1.17%
21	ABU DHABI COMMERCIAL BANK	UAE	1.16%
22	BANQUE AUDI SAL-REG S GDR	LEBANON	1.12%
23	GULF BANK	KUWAIT	1.03%
24	HOUSING BANK FOR TRADE AND FINANCE	JORDAN	1.00%
25	MASRAF AL RAYAN	QATAR	0.99%
26	BANK MUSCAT SAOG	OMAN	0.98%
27	AHLI UNITED BANK	BAHRAIN	0.92%
28	SAUDI INVESTMENT BANK	SAUDI ARABIA	0.91%
29	DOHA BANK QSC	QATAR	0.88%
30	BANQUE CENTRALE POPULAIRE	MOROCCO	0.87%

Proportion of Index **78.34%**

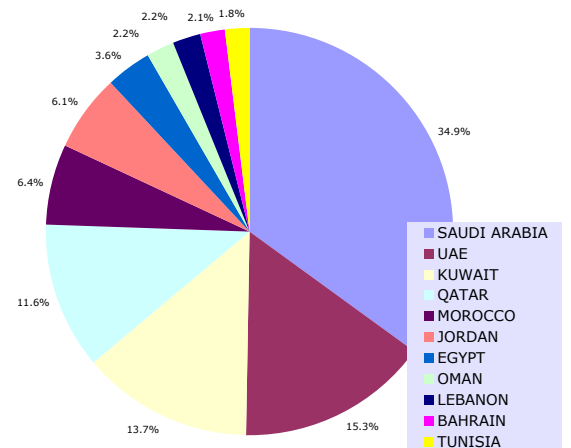
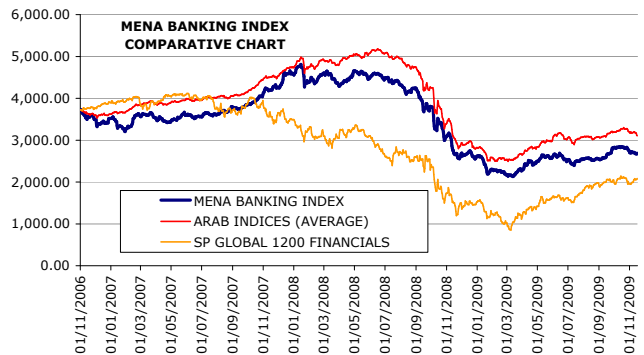
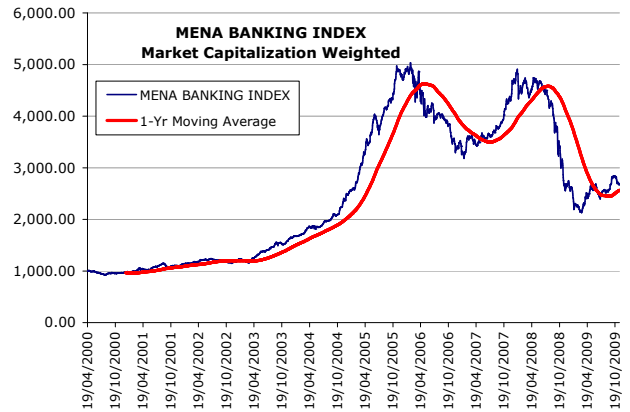
Most Active (Week)	Volume (US\$ Mil)
SAMBA FINANCIAL GROUP	232.5
KUWAIT FINANCE HOUSE	95.6
NATIONAL BANK OF KUWAIT	60.4
DOHA BANK QSC	41.7
COMMERCIAL BANK OF QATAR	39.4

Biggest Gainers (Weekly)	Gains
BLOM BANK EGYPT	14%
ABU DHABI COMMERCIAL BANK	6%
NATIONAL SOCIETE GENERAL	5%
BANK OF SHARJAH	5%
UNION NATIONAL BANK/ABU DHAB	5%

Biggest Losers (Weekly)	Losses
ARAB JORDAN INVESTMENT BANK	-15%
NATIONAL BANK OF FUJAIRAH	-14%
BANQUE MAROCAINE DU COMMERCE	-12%
NATIONAL BANK OF KUWAIT	-10%
KUWAIT INTERNATIONAL BANK	-10%

Biggest Gainers (52 Weeks)	Gains
BLOM BANK EGYPT	150%
AHLI UNITED BANK - EGYPT	145%
AL KHALIJI BANK	139%
COMMERCIAL INTERNATIONAL BAN	92%
UNION NATIONAL BANK- EGYPT	89%

Biggest Losers (52 Weeks)	Losses
GULF BANK	-70%
BAHRAIN ISLAMIC BANK	-45%
BURGAN BANK	-43%
NATIONAL BANK OF RAS AL-KHAI	-40%
SOCIETE GENERALE DE BANQUE	-39%



ASSET MANAGEMENT DEPARTMENT